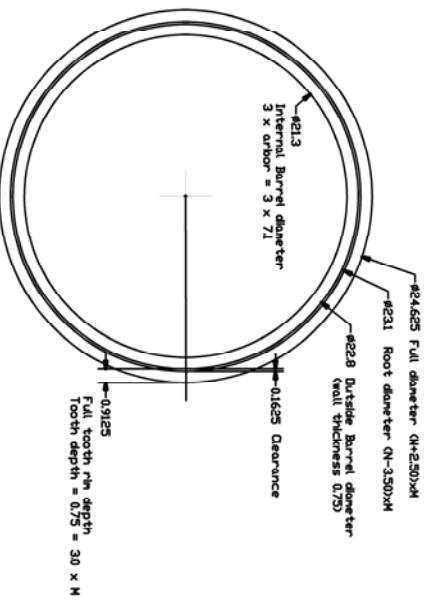
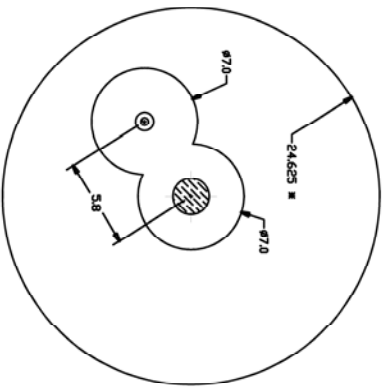
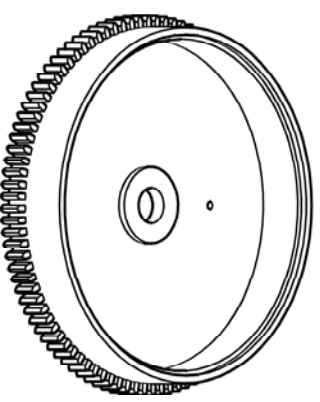


Revised for E18 8 cap



First cut  
Addendum = 1.25xM = 0.3125  
Clearance = 0.25xM = 0.0625  
Tooth depth x 0.75 = 0.5625

2 X Scale

\* Dimension override

